



Creativity Without Limits

Innov-is **BP3700** Embroidery Machine

Crafted for individuals whose imagination knows no limits,
giving you professional perfection in every stitch.

Brother's **BP3700 Embroidery Machine** produces high-quality designs and embroideries - perfect for exploring the greatest creative possibilities for your business.



01

LARGE EMBROIDERY AREA

360 x 240mm

Enjoy the freedom of creating large projects and designs with the 360 x 240mm embroidery area, which makes stitching multiple designs together in one hooping effortless. High-quality results are ensured thanks to the rubber plates on the sides of the frame securing your fabric in place.





02

MAGNETIC EMBROIDERY FRAME (MF300)

180(w) x 300(h)mm

Make hooping and embroidering fabrics easier by affixing the optional 180(w) x 300(h)mm magnetic frame (MF300) on your machine. *The Magnetic Frame is not included in the box and requires an additional purchase.*



Creativity Without Limits



03


MY STITCH MONITOR

Easily monitor and receive updates about the progress of your embroidery by wirelessly connecting your smart device to your machine using the My Stitch Monitor application. View information such as thread colours and thread brands of the embroidery with ease.

04

2-POINT POSITIONING

Experience easy and precise stitching on your embroidery designs through Brother's industry unique 2-point positioning laser technology that offers an indicator on where your machine's needle will drop on your fabrics by lighting them up.



05

FAST EMBROIDERY SPEED

Up to 1,050spm

Complete your designs swiftly through the machine's quick embroidery speed, saving you time while providing professional results.

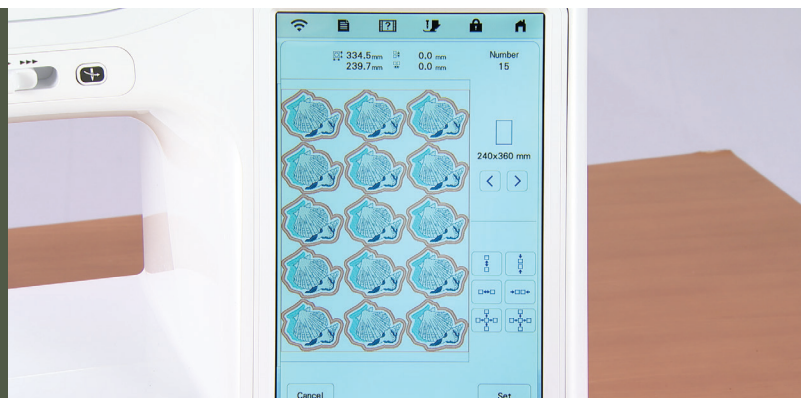


Create Larger Possibilities

06

MATRIX COPY

Place multiple copies of the same design on your screen easily and swiftly with a single button tap using the Matrix Copy feature.



07

IN-THE-HOOP PATTERNS

Enjoy creating projects all within the interior of the embroidery frame using In-The-Hoop patterns.

08

COUCHING EMBROIDERY

Stitch couching patterns onto a variety of products with ease using the machine's couching embroidery foot set. Typesets and designs built into the BP3700 allow for greater expressions of your creativity with your designs.



Various Embroidery Patterns

The BP3700's built-in library of embroidery patterns lets you create a large variety of products immediately after purchase without the need to buy anything additional.



General Features

Lighting	Almost 250mm of full-spectrum lighting around the needle with five adjustable brightness settings
Needle threader	Easy to use, automatic needle threading system
Bobbin winder	Independent bobbin winder system with adjustable winding speed
Wireless	Wireless LAN capability for exchange of embroidery data with PE-Design 11, My Design Snap, and Artspira
Thread tension	Automatic thread tension
Thread cutter	Trims threads automatically
Presser foot	Automatic presser foot lift, extra high lift and Droplight™ Embroidery positioning markers
Thread sensors	Gives you a warning when your upper and lower threads are running low
Instructional videos	Up to 24 built-in instructional videos and MP4 playability
Start/stop button	Ergonomic large start/stop button
LCD Display	26cm Built-in HD LCD touch display
Intuitive user interface	Easy-to-use screen layout and realistic preview of selected stitches and patterns
USB connectivity	Two high-speed USB ports to upload designs easily. Optional USB mouse capability
Safety features	Easily disengage needle to make changing presser feet and needles safer, and lock the screen to avoid any accidental stitch changes
My Design Center	Create your own designs on-screen
My Design Snap	Mobile app for perfect placement of embroidery designs

Embroidery Features

Embroidery area	Large 360mm x 240mm embroidery area
Built-in designs	Total 629 embroidery patterns including, monogram and buttonhole shapes
Built-in fonts	26 Built-in embroidery fonts (24 Alphabet & 2 Cyrillic)
Text edit functions	Simplified user interface for text input and editing, with various editing capabilities such as curving, arraying and space adjustment
Built-in frame	140 frame pattern combinations
Thread trimming	Jump stitch and end of colour thread trimming with thread wiper
Density	On-screen auto density adjustment (Stitch-To-Block) available for embroidery and letters
Positioning method	2 point positioning (LED pointer)
Advanced editing functions	Design editing, flip designs horizontally, pattern rotating (0.1, 1, 10 and 90 degrees), drag and drop operation, zoom up to 200%
Colour Shuffling	Choose your preferred colour variations and select favourites to compare
Stippling	No-fuss stippling in embroidery edit
New selection methods	Easily select the object(s) you wish to work on in My Design Centre
Colour change	Direct touch button for changing colours of embroidery patterns
Resume function	Resume your embroidery at the exact spot where you stopped in case of a power failure or accidental interruption
Appliqué creator	Built-in Appliqué Creator; create multiple appliqués in one hoop
Optimised colour sorting	Quickly sort colours in different designs for optimised sewing order and to minimise thread changes
Frame detection	Automatic embroidery frame size detection
Progress bar	View the progress of an embroidery pattern or individual colour, and use to move forwards/backwards through the design
Included frames	Two standard frames included 240(w) x 360(h)mm and 130(w) x 180(h)mm

Artspira



Edit • Design • Create

Artspira is your one-stop shop for creativity, crafts, and projects. Easily edit, create and design all within the app, then transfer your creations wirelessly to your Brother BP3700 Embroidery Machine.



What's in the Box

- Embroidery Foot “W” with LED Pointer (on the machine)
- Needle Set
- Bobbins x10 (one bobbin is in the machine)
- Seam Ripper
- Scissors
- Cleaning Brush
- Screwdriver (small)
- Screwdriver (large)
- Disc-shaped Screwdriver
- Spool Cap x3 (small, medium and large)
- Thread Spool insert (mini king thread spool)
- Vertical Spool Pin
- Spool Felt (on the machine)
- Spool Net x2
- Embroidery Needle Plate Cover
- Touch Pen (stylus)
- Bobbin case (no colour on the screw) (on the machine)
- Bobbin Cover (on the machine)
- Accessory Bag
- Embroidery Frames with Decal Set: 240(w) x 360(h)mm, 130(w) x 180(h)mm
- Embroidery Bobbin Thread (white)
- Embroidery Positioning Sticker Sheet x4
- Lens Calibration Sheet
- Operational Manual
- Quick Reference Guide
- Stabiliser Material
- Accessory Bag
- Embroidery couching foot “Y”
- Yarn guide for embroidery couching
- Yarn Threader

Optional Accessories



Embroidery Frame Set
200(w) x 300(h)mm (EF92)
200(w) x 200(h)mm (EF91)
150(w) x 150(h)mm (SEF150)
60(w) x 20(h)mm (EF73)



Border Embroidery Frame
100(w) x 300(h)mm (BF3)



Multi-Purpose Screwdriver
(MDRIVER1AP)



Embroidery Foot “W” (XF4012-001)



10 Spool Thread Stand (TS5)
Spool Stand (TS6)

Embroidery Frame with Decal Set
240(w) x 240(h)mm (EF97SAP)

Magnetic Embroidery Frame
180(w) x 300(h)mm (MF300)



brother
at your side

Brother International South Africa
www.brother.co.za <https://support.brother.com/>



Artspira
Edit • Design • Create

All specifications correct at time of publication and are subject to change without notice. Brother and its logo are trademarks of Brother Industries LTD., Japan. All registered trademarks referenced herein are the property of their respective companies.