

The Innovis V3 Special Edition embroidery machine has advanced, integrated features as well as a large embroidery area for creating quick, simple designs and lettering.



- Large 300mm x 200mm embroidery area
- Up to 1,050 stitches per minute
- Automatic thread cutting
- USB port



Craft inspiration

Embroider in style with the Innov-is V3 Special Edition. This embroidery machine has integrated advanced features and a large embroidery area, making it easy to add beautiful designs and lettering to your creations.

Large LCD Touchscreen

The large, bright, clear, 18cm LCD touchscreen display with 260,000 colours offers user-friendly controls to select designs, edit embroidery patterns and adjust stitches. These supportive features make creating projects easy by previewing your designs in the full colour screen where you can also, with the touch of a button, add lettering, rotate, enlarge, reduce and combine easily and quickly.

On-screen Editing

Also packed with a powerful on-screen editing system, this machine includes layout tools where you can drag and drop patterns into various positions, enlarge, reduce, rotate and create mirror images, and also customise designs to turn your own personal ideas into reality.

Large embroidery freedom

The Innov-is V3 Special Edition has a 300mm x 200mm embroidery area which allows you to create large, complex designs without the need to re-hoop. Combined with a high speed of up to 1,050 stitches per minute, you have the freedom to produce beautiful embroidery, faster than ever before.





Built-in fonts

A wide selection of built-in fonts makes it easy for you to personalise and decorate your projects. Embellish items with the beautiful new floral font or add monograms for that personal touch. There are 17 fonts to choose from, including two types of Cyrillic fonts and three types of Japanese ones.

Easy Threading

The advanced electronic automatic needle threading system threads the needle at the touch of a button.

Auto Tension

The Innov-is V3 Special Edition will automatically adjust thread tension to your required setting.

Thread Sensors

The helpful upper and lower thread sensors inform you when a thread is broken or is about to run out.

Automatic Thread Wiper

The automatic thread wiper cuts jump stitches, saving you time and effort.

Slide-in Frame Mechanism

With the slide-in frame mechanism, you can quickly attach and remove embroidery frames, whilst the automatic thread trimmer instantly cuts both top and bottom threads.



©Zündt Design



Over 200 new and exquisite embroidery designs

Enjoy creating a range of unique and beautiful new embroidery projects around your home with designs such as the Classic Japanese, Vintage, Trendy, Zündt and special technique designs.

Designs can be edited, combined, rotated, reduced and enlarged from the touchscreen. Simple drag-and-drop embroidery pattern positioning, with full colour previews, gives you full control to create sophisticated designs quickly and simply.



Built-in thread charts

The Innov-is V3 Special Edition includes thread charts from leading thread manufacturers. Without any effort, you can choose your preferred brand from the touch screen and the matching colour will be displayed.



Import patterns instantaneously

Instantly import designs via the built-in USB port. Simply insert a USB memory stick, or connect the Innov-is V3 Special Edition machine directly to your PC to send your embroidery designs to the machine.

Features and functions



Handy Central Controls


For ease of use, all operating buttons are on one convenient panel.

- Presser foot lever button - lifts the presser foot up
- Trimmer Button - automatically cuts the top and bottom threads
- Needle position button - raises or lowers the needle



Large Embroidery Area

300 x 200mm embroidery area.
Two Frames are included -
300 x 200mm and 200 x 200mm



Full Spectrum LED Lighting

Super bright full spectrum natural lighting system which is adjustable in the touchscreen display



Extra Large Work Space

The extra long 285mm arm gives you more work space than ever before



Quick-set Drop-in Bobbin

Simply drop in a full bobbin and direct the thread through the guide and you are ready to go





Independent Bobbin Winding

Wind a new bobbin while you continue to embroider



Extra Large Colour Touchscreen


Simply touch the large, clear, wide-angle screen to:

- Edit on-screen embroidery
- Customise your settings
- Change to any one of the 13 built-in languages
- On-screen video tutorials and built-in help guides to suggest the perfect setting
- Clock



Automatic Needle Threading

Quickly and easily thread the needle with just the press of a button



Built-in Features


There are 17 built-in fonts and 227 embroidery designs



USB Ports

Simply connect to your PC via the USB port, or insert a USB memory stick, to quickly and simply import or export designs

Optional accessories



LED Pointer Embroidery Foot (FLED1/AP)

The LED pointer embroidery foot helps create perfect needle placement for embroidery as it clearly shows where the needle will drop.



Embroidery Frames

- 100mm x 100mm (EF74)
- 150mm x 150mm (SEF150)
- 180mm x 130mm (EF75)
- 300mm x 180mm (EF76)



10-Spool Thread Stand (TS5)

The 10-spool thread stand snaps securely onto your machine to provide 10 vertical spool pins, for thread delivery or bobbin storage, and allows easy access to frequently used thread colours.



Border Frame

Embroider beautiful continuous designs and borders. Ideal for a wide range of projects, from fashion to furnishings.

- 180mm x 100mm (BF2)
- 300mm x 100mm (BF3)



PE-Design 11

- Advanced user interface
- More stitch and pattern variations
- Enhanced lettering function
- Illustrations and photos can be turned into embroideries
- Collaborated features with embroidery machines.



King Spool Stand (TS1)

2-Pin spool stand attaches securely to the machine and holds two large thread cones. Ideal for quick thread changes or twin needle sewing.

brother
at your side

Brother International South Africa

96 Sovereign Drive, Route 21 Corporate Park, Irene
Tel: +27 (0) 12 - 345 5332 Fax: +27 (0) 12 - 345 3886

www.brother.co.za <http://support.brother.com>



Working with you for a better environment
www.brotherearth.com